



MANHATTAN  
THEATRE CLUB

**Welcome to the  
Samuel J. Friedman Theatre**

This visual story will provide useful  
information about your visit.

# COVID SAFETY PROTOCOLS

## Through October 30, 2022

---

Proof of vaccination will not be required for audience members.

Masks are required for all guests, and must be worn at all times while visiting the theatre, except when eating or drinking in designated areas.

All masks must completely cover the nose and mouth and comply with the CDC guidelines for acceptable face coverings.

Guests who do not comply with these policies will be denied entry or asked to leave the theatre.

# GETTING TO THE THEATRE:

## Location

---

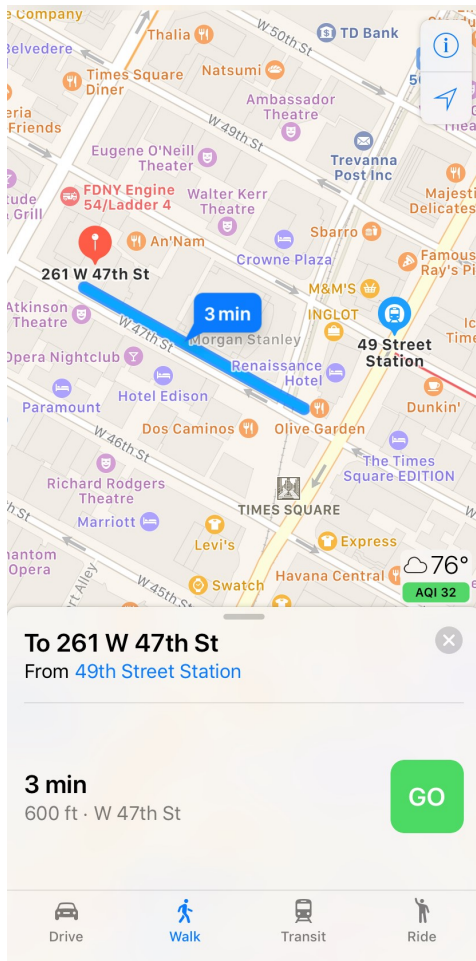


The Samuel J. Friedman Theatre is located at 261 West 47th Street.

The theatre is on the north side of the street between Broadway and 8th Avenue. It is closer to 8th Avenue than to Broadway.

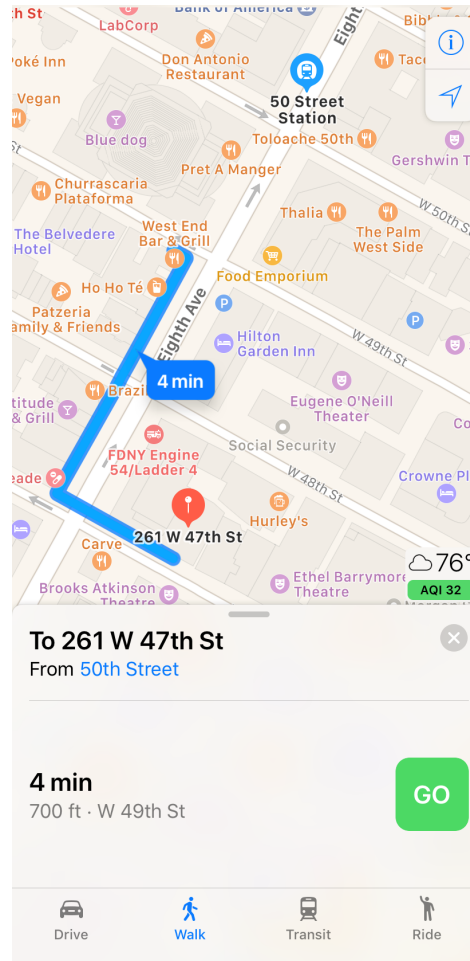
The theatre is fully accessible to people with disabilities.

# GETTING TO THE THEATRE: Walking from the Subway



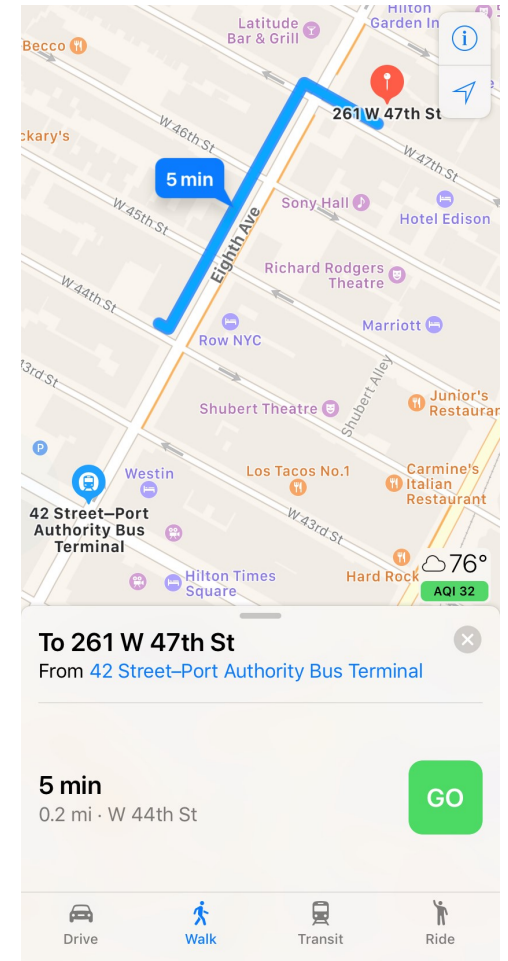
**49th Street  
N, R, and W trains**

A D A -Accessible uptown only.  
Elevator on northeast corner  
of 49th Street and 7th Avenue.



**50th Street  
C and E trains**

A D A -Accessible  
downtown only. Elevator on north  
side of 49th Street between 8th and  
9th Avenues.

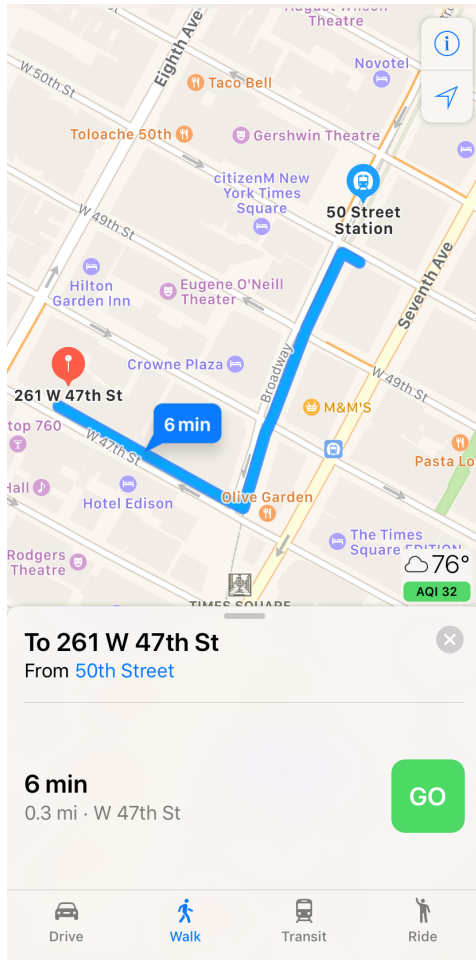


**42nd Street-Port Authority  
A, C, and E trains**

A D A -Accessible. Elevator  
on southwest corner of 44th  
Street and 8th Avenue.

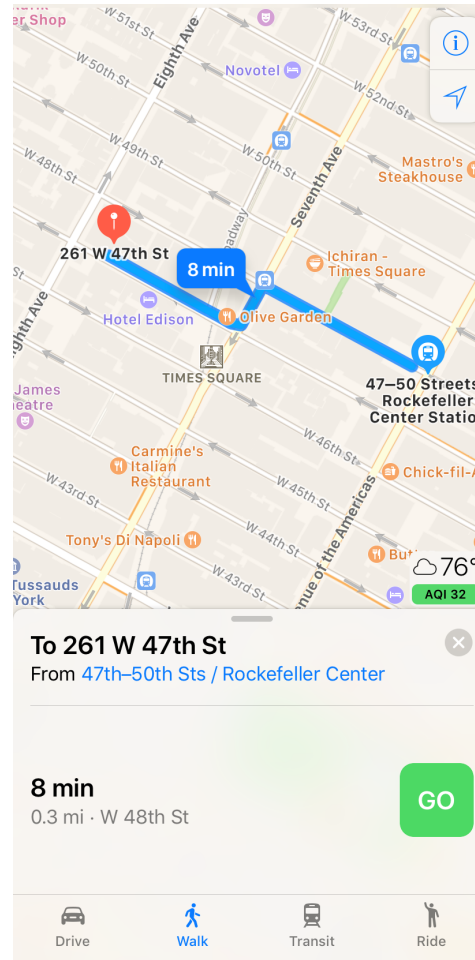


# GETTING TO THE THEATRE: Walking from the Subway



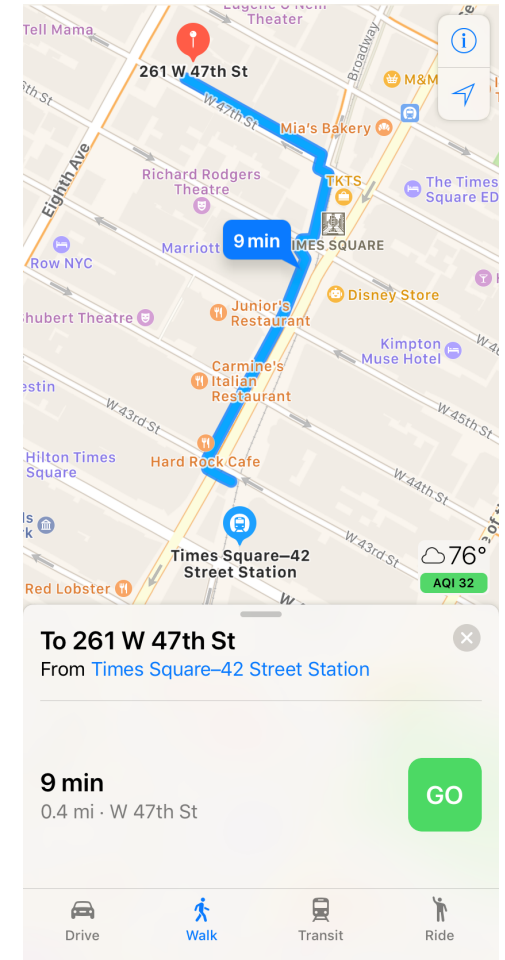
**50th Street**  
1 train

**This station is not A D A -  
Accessible.**



**47-50 Streets-Rockefeller  
Center**  
B, D, F, and M trains

**A D A -Accessible. Elevator on  
northwest corner of 49th  
Street and 6th Avenue.**



**42nd Street-Times Square**  
1, 2, 3, 7, N, Q, R, W, and S

**Elevator on northwest corner  
of 42nd Street and Broadway.**

# ARRIVING AT THE THEATRE:

## Entering the building

---



Individuals who need to purchase or pick up their ticket from the box office should use the entrance on the left side of the exterior lobby.

Individuals who arrive to the theatre with their ticket should use the entrance on the right side of the exterior lobby.



# ARRIVING AT THE THEATRE:

## Entering the building

---



All individuals entering the building with large purses, backpacks, tote bags, and other large items will be asked to open them for inspection by our security team.

You may see a Public Safety Officer and their canine colleague at the theatre. The dog goes from theatre to theatre sniffing for explosives.

# ARRIVING AT THE THEATRE:

## Picking up tickets

---



The box office is on the left side of the exterior lobby. You may pick up or purchase tickets at either window.

To the right of the box office is the house board. It lists any special information you need to know about the production including things like use of strobe lights, haze, loud noises, or smoking on stage.



# ARRIVING AT THE THEATRE:

## Pre-Show at the Friedman

---



You are welcome to enter the interior lobby and our lounges 45 minutes prior to curtain.

There are three steps up to the interior lobby entrance.

In order to enter the interior lobby, please have your ticket out and ready to be scanned.

**An elevator provides access to all interior levels without the need to use any steps.** It is located on the right side of the exterior lobby. Patrons should ask the ticket taker to scan their ticket before entering the elevator.



# GETTING AROUND THE THEATRE:

## Accessibility Devices

---



You can check out free accessibility devices at the podium located immediately to your left when you enter the interior lobby. These include:

- Assistive Listening Devices
  - Hearing-aid Compatible Devices (T-Coil Loops)
- Closed Captioning (beginning 3 weeks after opening night)
- Audio Description (beginning 3 weeks after opening night)
  - Braille and Large Print Playbills

You'll need to leave a photo ID or credit card when checking out one of these devices.

# GETTING AROUND THE THEATRE:

## The Solomon Lounge on the Lower Level

---



There are 27 steps down from the interior lobby to the lower level's Solomon Lounge.

There is a bar in this lounge where you can purchase snacks, soft drinks, and alcoholic beverages.

The MTC Store is located adjacent to the bar.

There is a coat room which contains free storage lockers for jackets and oversized items.



# GETTING AROUND THE THEATRE:

## Restrooms

---



Restrooms are located in the Solomon Lounge on the lower level behind the MTC history wall.

Restrooms are also located on either side of the Mezzanine level.

Gender diversity is welcome at Manhattan Theatre Club. Please use the restroom that best aligns with your personal gender identity or expression.

# GETTING AROUND THE THEATRE:

## Premier Circle

---



There are 19 steps up from the interior lobby to the Premier Circle.

Members of Manhattan Theatre Club's Patron program have exclusive access to the Patrons' Lounge located on the Premier Circle level.

The restrooms located in this lounge are for use by Patron program members only.



# GETTING AROUND THE THEATRE:

## Mezzanine

---



There are 37 steps up from the interior lobby to the Mezzanine.

There is a coat room which contains free storage lockers for jackets and oversized items. There's a water fountain in the coat room.



# GETTING AROUND THE THEATRE:

## The House is Open

---



The doors to the theatre will open approximately 30 minutes prior to curtain.

Please have your tickets out prior to entering the theatre.

Match the section, row, and seat number on your ticket to the signs outside each theatre door to determine your best point of entry.



# INSIDE THE HOUSE:

## Please find your seat

---



There are steps in the Orchestra, Premier Circle, and Mezzanine.

If you are seated in rows AA through F on house left (ODD numbers) of the Orchestra and wish to avoid steps, please speak with the Theatre Manager about using the entrance without steps.

You will hear an announcement five minutes before the performance begins. At this time, please find your seat, turn off cellular phones, unwrap hard candies, and settle in for the show.

# INSIDE THE HOUSE:

## Number of Steps in the Orchestra

Entering the theatre from the lobby

120 118 116 114 112 110 108 106 104 102	Q	101 103 105 107 109 111 113 115 117 119	Row Q: 1 step up
120 118 116 114 112 110 108 106 104 102	P	101 103 105 107 109 111 113 115 117 119	Row P: 0 steps
126 124 122 120 118 116 114 112 110 108 106 104 102	O	101 103 105 107 109 111 113 115 117 119 121 123 125	Row O: 1 step down
130 128 126 124 122 120 118 116 114 112 110 108 106 104 102	N	101 103 105 107 109 111 113 115 117 119 121 123 125 127	Row N: 2 steps down
130 128 126 124 122 120 118 116 114 112 110 108 106 104 102	M	101 103 105 107 109 111 113 115 117 119 121 123 125 127	Row M: 3 steps down
130 128 126 124 122 120 118 116 114 112 110 108 106 104 102	L	101 103 105 107 109 111 113 115 117 119 121 123 125 127 129	Row L: 4 steps down
128 126 124 122 120 118 116 114 112 110 108 106 104 102	K	101 103 105 107 109 111 113 115 117 119 121 123 125 127 129	Row K: 5 steps down
128 126 124 122 120 118 116 114 112 110 108 106 104 102	J	101 103 105 107 109 111 113 115 117 119 121 123 125 127	Row J: 6 steps down
126 124 122 120 118 116 114 112 110 108 106 104 102	H	101 103 105 107 109 111 113 115 117 119 121 123 125	Row H: 7 steps down
126 124 122 120 118 116 114 112 110 108 106 104 102	G	101 103 105 107 109 111 113 115 117 119 121 123 125	Row G: 8 steps down
124 122 120 118 116 114 112 110 108 106 104 102	F	101 103 105 107 109 111 113 115 117 119 121 123	Row F: 9 steps down
124 122 120 118 116 114 112 110 108 106 104 102	E	101 103 105 107 109 111 113 115 117 119 121 123	No further steps down.
124 122 120 118 116 114 112 110 108 106 104 102	D	101 103 105 107 109 111 113 115 117 119 121	
122 120 118 116 114 112 110 108 106 104 102	C	101 103 105 107 109 111 113 115 117 119 121	
120 118 116 114 112 110 108 106 104 102	B	101 103 105 107 109 111 113 115 117 119	
120 118 116 114 112 110 108 106 104 102	A	101 103 105 107 109 111 113 115 117	
118 116 114 112 110 108 106 104 102	BB	101 103 105 107 109 111 113 115	
106 104 102	AA	101 103 105	

ORCHESTRA

Some plays require alterations to the seating chart. Please check the production's website for a show-specific seating chart.



# INSIDE THE HOUSE:

## Number of Steps in the Premier Circle and Mezzanine

---

### Entering from Mezzanine Level

Row G: 3 steps up  
 Row F: 0 steps  
 Row E: 3 steps down  
 Row D: 6 steps down  
 Row C: 9 steps down

			6	4	2
		8	6	4	2
10	8	6	4	2	
	8	6	4	2	
	8	6	4	2	
	8	6	4	2	

MEZZANINE																					
G	121	120	119	118	117	116	115	114	113	112	111	110	109	108	107	106	105	104	103	102	101
F	121	120	119	118	117	116	115	114	113	112	111	110	109	108	107	106	105	104	103	102	101
E		120	119	118	117	116	115	114	113	112	111	110	109	108	107	106	105	104	103	102	101
D	121	120	119	118	117	116	115	114	113	112	111	110	109	108	107	106	105	104	103	102	101
C		120	119	118	117	116	115	114	113	112	111	110	109	108	107	106	105	104	103	102	101
B		120	119	118	117	116	115	114	113	112	111	110	109	108	107	106	105	104	103	102	101
A		120	119	118	117	116	115	114	113	112	111	110	109	108	107	106	105	104	103	102	101
BB		120	119	118	117	116	115	114	113	112	111	110	109	108	107	106	105	104	103	102	101
AA		120	119	118	117	116	115	114	113	112	111	110	109	108	107	106	105	104	103	102	101
PREMIER CIRCLE																					

MEZZANINE/PREMIER CIRCLE OVERHANGS ORCHESTRA ROW G

### Entering from Premier Circle

			1	3	5
		1	3	5	7
	1	3	5	7	9
	1	3	5	7	9
	1	3	5	7	
	1	3	5	7	

Row C: 12 steps up  
 Row B: 9 steps up  
 Row A: 6 steps up  
 Row BB: 3 steps up  
 Row AA: 0 steps

# INSIDE THE HOUSE:

## Assistive Listening Devices

---

- If you use hearing aids and decide NOT to use our t-coil loop, please remove the hearing aid and turn it off to avoid noisy feedback.
- If you do not know how to turn off your hearing aids, you can safely leave them with the Front of House staff when you check out one of our assistive listening devices.
- Please confirm the number of the device is facing you and the letters are facing the stage.
- Be sure the device is not covered by any jewelry or item of clothing. These will block the feed to your device.



# INSIDE THE HOUSE:

## The Play is about to begin

---



INK by James Graham. Photo by Joan Marcus.

The theatre's house lights will fade out and the stage will become brighter. There may be music or other sound effects.

If the play is performed with an intermission you'll have an opportunity to leave your seat to use the restroom or purchase refreshments.

If you need to leave the theatre during the performance, you may not be able to re-enter the theatre, but you can watch the performance on the screen in the lower level Solomon Lounge.

We hope that you enjoy your theatergoing experience at Manhattan Theatre Club's Samuel J. Friedman Theatre.

If you have any questions or suggestions, please email us at [accessibility@mtc-nyc.org](mailto:accessibility@mtc-nyc.org) or call us at (212) 399-3000.