



**Welcome to**

**New York City Center**

**Stage I**

This visual story will provide useful  
information about your visit.

# GETTING TO THE THEATRE

## Location



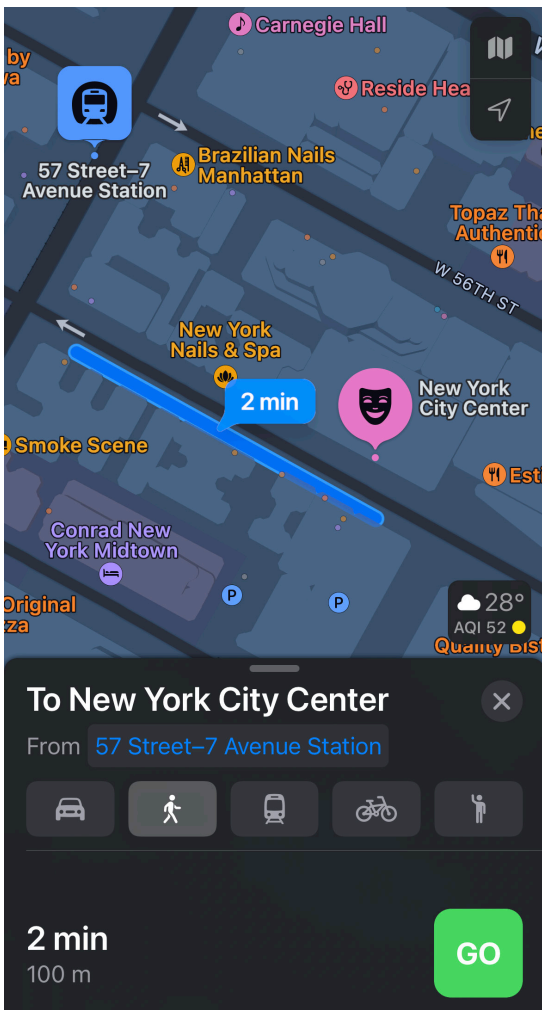
The New York City Center and MTC's Stage I is located at 131 West 55th Street. The entrance is along the north side of the street between 6th and 7th Avenue. The marquee is just northeast of the 6th ½ Avenue passthrough/crosswalk.

The 6th ½ Avenue passthrough between 54th and 55th Street is open daily from 7am to 11pm and accessible to wheelchair users and other pedestrians with limited mobility. The theatre is accessible to people with disabilities.

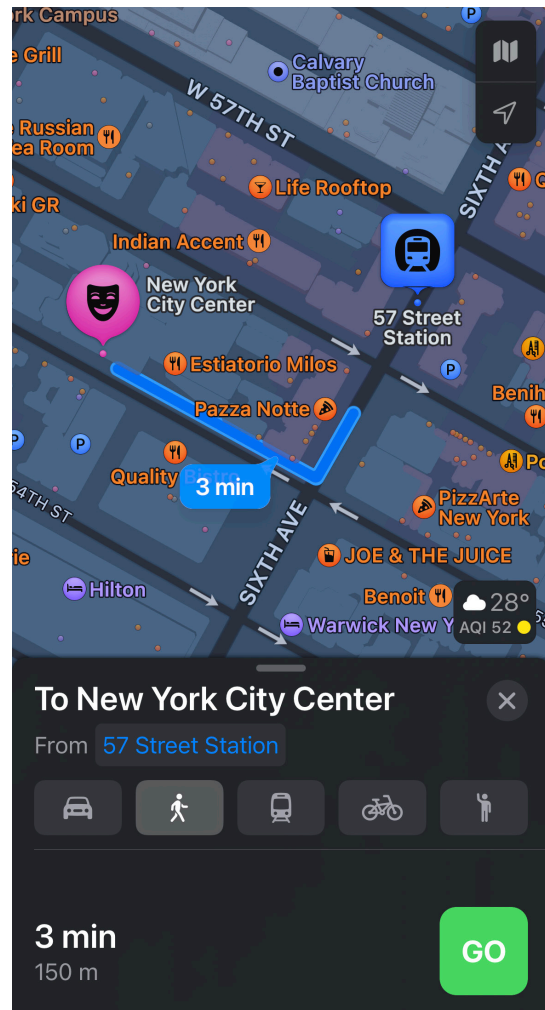


# GETTING TO THE THEATRE

## Walking from the Subway



57 Street - 7 Avenue Station  
(N/Q/R/W Trains)



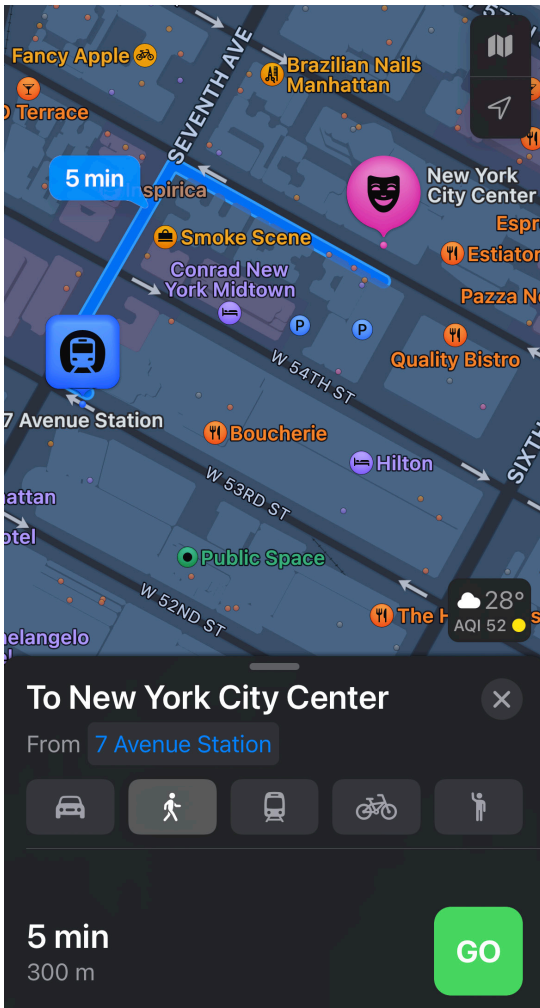
57 Street Station  
(F train)



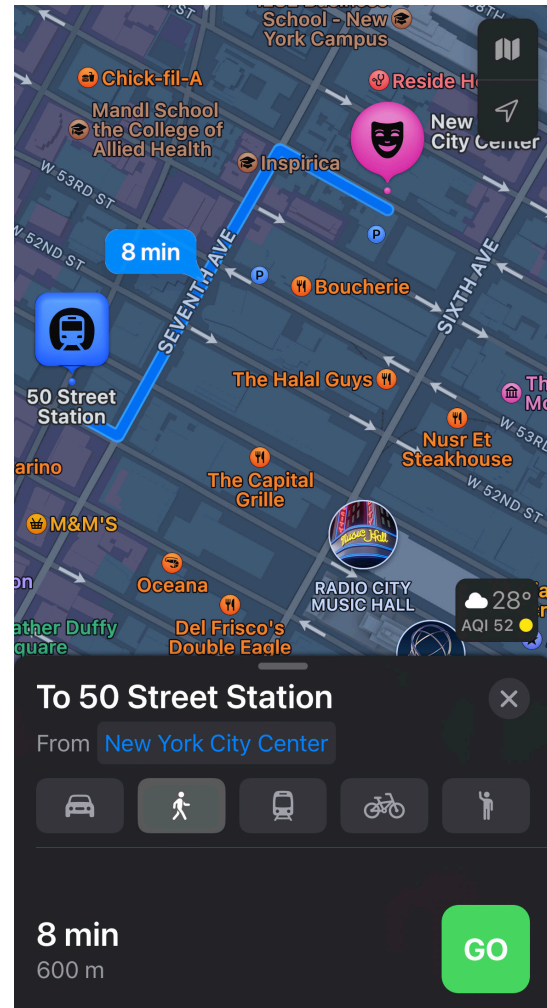
Elevator located at the NE corner of 55th St and 7th Ave.

# GETTING TO THE THEATRE

## Walking from the Subway



7 Avenue Station  
(E/B/D Trains)



50 Street Station  
(1 train)

# ARRIVING AT THE THEATRE

## Entering the Building



Individuals should use either set of doors under the Manhattan Theatre Club marquee on the north side of the street to enter the upper, street-level lobby.

All individuals entering the building with large purses, backpacks, tote bags, and other large items will be asked to open them for inspection by the New York City Center security team.



# ARRIVING AT THE THEATRE

## Picking up Tickets & Pre-Show



The Box Office window is on the right side of the upper, street-level lobby entrance. You may pick up tickets at any time, though it should be noted that all advance sales stop 30 minutes before curtain.

You are welcome to enter the lounges and lower lobby 45 minutes prior to curtain.

# GETTING AROUND THE THEATRE

## Stair Access to Stage I



There are 14 steps down from the upper, street-level lobby to the first landing. On the north-facing wall of the first landing is the show poster and billing.



There are 7 more steps down from the first landing to the lounge and restroom mezzanine level. coat check and accessibility devices are also located on this level, via the Patron Lounge.



# GETTING AROUND THE THEATRE

## Stair Access to Stage I



(Stair O)



(Stair P)

There is an additional 16 steps down from the lounge and restroom mezzanine level to the lower-level Stage I lobby, which includes the house entrance & concessions bar.

Another 16-step mirrored staircase (Stair P) sits opposite of the original staircase (Stair O) also connecting the lounge and restroom mezzanine level to the lower-level Stage I lobby.

The Stair P side provides the nearest access to coat check and accessibility devices relative to the lower-level Stage I lobby.

# GETTING AROUND THE THEATRE

## Elevator Access to Stage I



An elevator provides access to all interior levels without the need to use any steps. It is located to the left side of the upper, street-level lobby entrance opposite the Box Office. The button is labeled “STREET” (1).

The “REST ROOM” button (B1) will take you to the lounge and restroom mezzanine level, where coat check and accessibility devices can also be located via the Patron Lounge.

# GETTING AROUND THE THEATRE

## Elevator Access to Stage I



The “STAGE I & STAGE II” button (B2) will take you to the lower-level Stage I lobby, which includes the house entrance & concessions bar at the leftmost end of the elevator alcove you will exit from.

# GETTING AROUND THE THEATRE

## Restrooms



Restrooms and water fountains are located on the lounge and restroom mezzanine level directly in front and to the right of the staircase, when coming down from the first landing and upper, street-level lobby stairs (Stair O). They are to the immediate right when exiting the elevator doors on the lounge and restroom mezzanine level (B1).

Gender diversity is welcome at Manhattan Theatre Club. Please use the restroom that best aligns with your personal gender identity or expression.



# GETTING AROUND THE THEATRE

## Patron Lounge



The Patron Lounge is also located on the lounge and restroom mezzanine level (B1) across from the restrooms.



Members of Manhattan Theatre Club's Patron program have exclusive access to the Patrons' Lounge located on the Premier Circle level. The restrooms located in this lounge are for use by Patron program members only.



# GETTING AROUND THE THEATRE

## Coat Check & Accessibility Devices



You can access the coat check kiosk by passing through the Patron Lounge on the lounge and restroom mezzanine level (B1). **Audience members may pass through the Patron Lounge to access the kiosk.** The staircase through the lower-level Stage I lobby (Stair P) provides the nearest access to coat check and accessibility devices. Available Accessibility Devices include:

**Assistive Listening Devices**  
**Hearing-aid Compatible**  
**Devices (T-Coil Loops)**  
**Braille and Large Print Playbills**

You'll need to leave a photo ID or credit card when checking out one of these devices.

# GETTING AROUND THE THEATRE

## Lobby



The lower-level Stage I lobby includes the house entrance & concessions bar.

The house doors are to the immediate left of the main staircase (Stair O) and elevator alcove exit, while the concessions bar and additional seating are to the right of the main staircase and elevator alcove exit.

# GETTING AROUND THE THEATRE

## The House is Open



The doors to the theatre will open approximately 30 minutes prior to curtain. Please have your tickets out prior to entering the theatre. An usher will be prepared to scan your ticket as you enter the house.

You'll find the house and call board against the back wall as you enter the auditorium, behind the usher/ticket scanner. It lists the cast for the performance you're about to see, the stage management team, whether any roles are being covered by an under-study or swing, in addition to notices regarding the use of strobe light effects, haze, loud noises, or smoking on stage.

For questions regarding content warnings, please email [accessibility@mtc-nyc.org](mailto:accessibility@mtc-nyc.org) approximately 48 hours before the date of your performance.



# INSIDE THE HOUSE

## Please find your seat



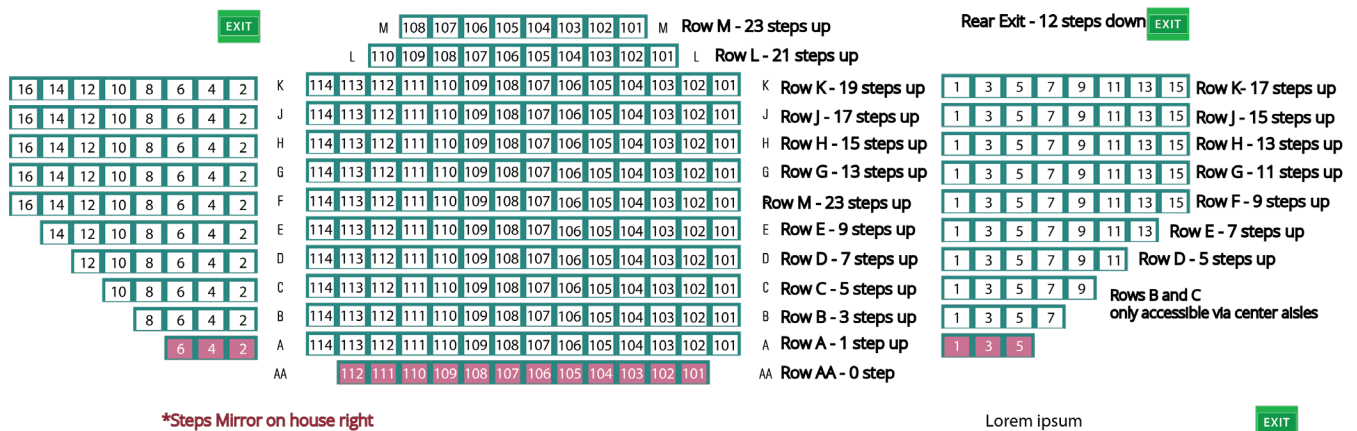
You will hear an announcement five minutes before the performance begins. At this time, please find your seat, turn off cellular phones, unwrap hard candies and snacks, and settle in for the show.

Ushers are available to help anyone who needs assistance finding a seat.

# INSIDE THE HOUSE

## Number of Steps

### NEW YORK CITY CENTER STAGE I SEATING CHART



**Far House Left:** There are 5 steps to row D, 7 steps to row E, 9 steps to row F, 11 steps to row G, 13 steps to row H, 15 steps to row J, and 17 steps to row K.

**Center House Left:** AA is on ground level. There are 1 step to row A, 3 steps to row B, 5 steps to row C, 7 steps to row D, 9 steps to row E, 11 steps to row F, 13 steps to row G, 15 steps to row H, 17 steps to row J, 19 steps to row K, 21 steps to row L, 23 steps to row M.

Steps mirror house left on house right.



## INSIDE THE HOUSE

# The Play is about to begin



The theatre's house lights will fade out and the stage will become brighter. There may be music or other sound effects.

If the play is performed with an intermission, you'll have an opportunity to leave your seat to use the restroom or purchase refreshments from the concessions bar during that time.

Pictured: (L-R) David Zayas and Cecily Strong  
in *Brooklyn Laundry*.. Photo by Jeremy  
Daniel..

## MORE INFORMATION

# Still have questions?



We hope that you enjoy your theatergoing experience at Manhattan Theatre Club's Stage I.

If you have any questions, please email us at **[accessibility@mtc-nyc.org](mailto:accessibility@mtc-nyc.org)** or call us at **(212) 399-3000**.